

Tokyo Metro Guide

English

2021

with Subway Map

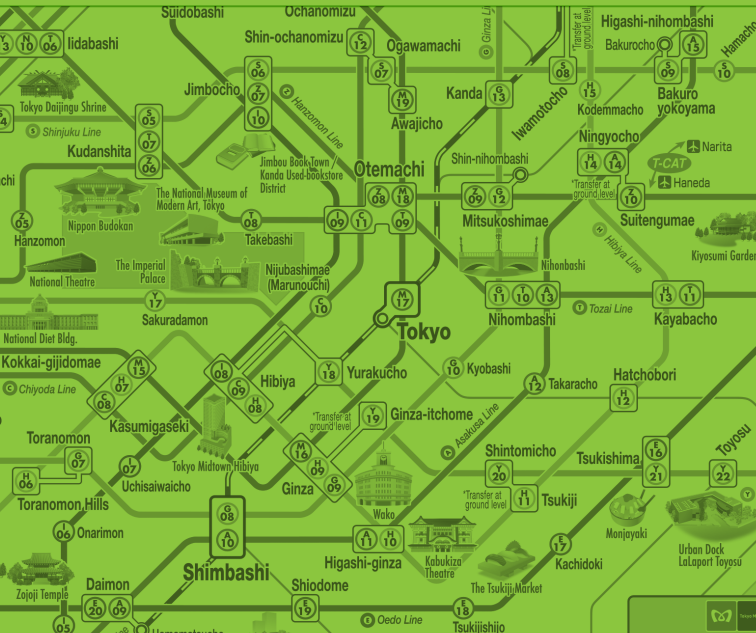
Touring around Tokyo using the subway system

CONTENTS

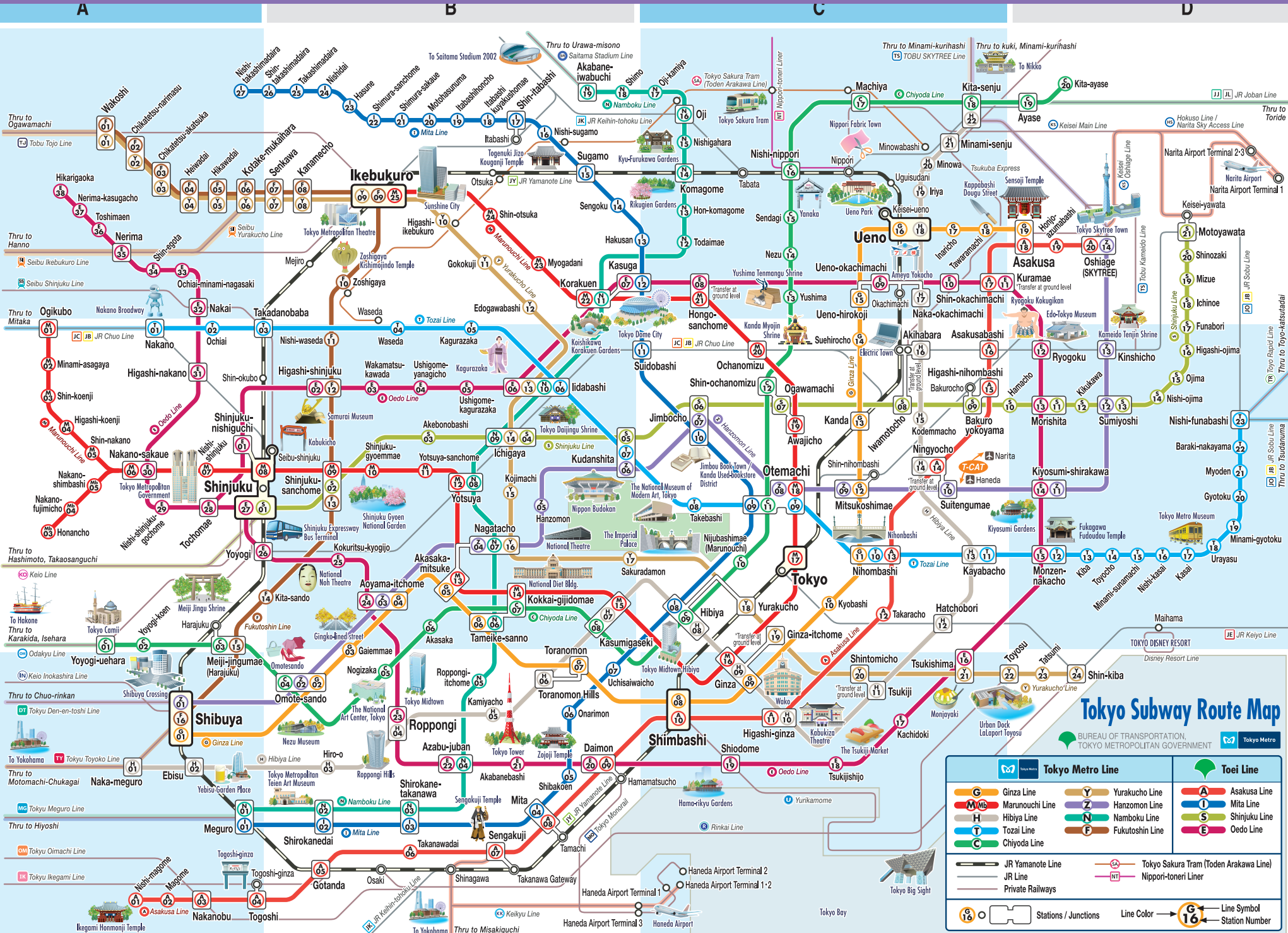
- Subway Map / Station Index
- Information for Your Trip
- Valuable Ticket Information
- FREE Wi-Fi Available at Subway Stations



You just need this one ticket for unlimited travel on the Tokyo subway



Subway Map



Tokyo Subway Route Map

BUREAU OF TRANSPORTATION, TOKYO METROPOLITAN GOVERNMENT
Tokyo Metro

G Ginza Line	Y Yurakucho Line	A Asakusa Line
M Marunouchi Line	Z Zanzon Line	I Mita Line
H Hibiya Line	N Namboku Line	S Shinjuku Line
T Tozai Line	F Fukutoshin Line	E Oedo Line
C Chiyoda Line		

JR Yamanote Line	SA Tokyo Sakura Tram (Toden Arakawa Line)
JR Line	NT Nippori-toneri Liner
Private Railways	

Stations / Junctions	Line Color	Line Symbol	Station Number
-----------------------------	-------------------	--------------------	-----------------------

Station Name Index

Attention: Station numbers

Station numbers consist of a letter representing the subway line and a number for the station, making it easy to find your destination. Station numbers can be found on the subway route maps and on station signs along platforms.

Station Name	Station Number	Subway Map Index
A		
Akabanebashi	E21	B3
Akabane-iwabuchi	N19	B1
Akasaka	C06	B2
Akasaka-mitsuke	G05 M13	B2
Akebonobashi	S03	B2
Akihabara	H16	C2
Aoyama-itcho	G04 Z03 E24	B2
Asakusa	G19 A18	D1
Asakusabashi	A16	C2
Awajicho	M19	C2
Ayase	C19	D1
Azabu-juban	N04 E22	B3
B		
Bakuroyokoyama	S09	C2
Baraki-nakayama	T22	D2
C		
Chikatetsu-akatsuka	Y03 F03	A1
Chikatetsu-narimasu	Y02 F02	A1
D		
Daimon	A09 E20	B3
E		
Ebisu	H02	A3
Edogawabashi	Y12	B1
F		
Funabori	S17	D2
G		
Gaiemmae	G03	B3
Ginza	G09 M16 H09	C3
Ginza-itcho	Y19	B2
Gokokuji	Y11	C1
Gotanda	A05	B3
Gyotoku	T20	D2
H		
Hakusan	I13	B1
Hamacho	S10	D2
Hanzomon	Z05	B2
Hasune	I23	B1
Hatchobori	H12	C2
Heiwadai	Y04 F04	A1
Hibiya	H08 C09 I08	C2
Higashi-ginza	H10 A11	C3
Higashi-ikebukuro	Y10	B1
Higashi-koenji	M04	A2
Higashi-nakano	E31	A2
Higashi-nihombashi	A15	C2
Higashi-ojima	S16	D2
Higashi-shinjuku	F12 E02	B2
Hikarigaoka	E38	A1
Hikawadai	Y05 F05	A1
Hiro-o	H03	B3
Honancho	M03	A2
Hongo-sancho	M21 E08	C1
Honjo-azumabashi	A19	D1
Hon-komagome	N13	C1
I		
Ichigaya	Y14 N09 S04	B2

Ichinoe	S18	D1
Iidabashi	T06 Y13 N10 E06	B2
Ikebukuro	M25 Y09 F09	B1
Inaricho	G17	C1
Iriya	H19	C1
Itabashihoncho	I19	B1
Itabashikuyakushomae	I18	B1
Iwamotocho	S08	C2
J		
Jimbocho	Z07 I10 S06	C2
K		
Kachidoki	E17	C3
Kagurazaka	T05	B2
Kamiyacho	H05	B3
Kanamecho	Y08 F08	B1
Kanda	G13	C2
Kasai	T17	D2
Kasuga	I12 E07	B1
Kasumigaseki	M15 H07 C08	B2
Kayabacho	H13 T11	C2
Kiba	T13	D2
Kikukawa	S12	D2
Kinshicho	Z13	D2
Kita-ayase	C20	D1
Kita-sando	F14	B2
Kita-senju	H22 C18	C1
Kiyosumi-shirakawa	Z11 E14	D2
Kodemmacho	H15	C2
Kojimachi	Y15	B2
Kokkai-gijidomae	M14 C07	B2
Kokuritsu-kyogijo	E25	B2
Komagome	N14	C1
Korakuen	M22 N11	B1
Kotake-mukaihara	Y06 F06	A1
Kudanshita	T07 Z06 S05	B2
Kuramae	A17 E11	C1
Kyobashi	G10	C2
M		
Machiya	C17	C1
Magome	A02	A3
Meguro	N01 I01	A3
Meiji-jingumae (Harajuku)	C03 F15	A2
Minami-asagaya	M02	A2
Minami-gyotoku	T19	D2
Minami-senju	H21	C1
Minami-sunamachi	T15	D2
Minowa	H20	C1
Mita	A08 I04	B3
Mitsukoshimae	G12 Z09	C2
Mizue	S19	D1
Monzen-nakacho	T12 E15	D2
Morishita	S11 E13	D2
Motohasunuma	I20	B1
Motoyawata	S21	D1
Myoden	T21	D2
Myogadani	M23	B1
N		
Nagatacho	Y16 Z04 N07	B2
Nakai	E32	A1
Naka-meguro	H01	A3
Nakano	T01	A2

Nakanobu	A03	A3
Nakano-fujimicho	M04	A2
Nakano-sakaue	M06 E30	A2
Nakano-shimbashi	M05	A2
Naka-okachimachi	H17	C1
Nerima	E35	A1
Nerima-kasugacho	E37	A1
Nezu	C14	C1
Nihombashi	G11 T10 A13	C2
Nijubashimae (Marunouchi)	C10	C2
Ningyocho	H14 A14	C2
Nishidai	I24	B1
Nishi-funabashi	T23	D2
Nishigahara	N15	C1
Nishi-kasai	T16	D2
Nishi-magome	A01	A3
Nishi-nippori	C16	C1
Nishi-ojima	S14	D2
Nishi-shinjuku	M07	A2
Nishi-shinjuku-gochome	E29	A2
Nishi-sugamo	I16	B1
Nishi-takashimadaira	I27	A1
Nishi-waseda	F11	B2
Nogizaka	C05	B3
O		
Ochanomizu	M20	C2
Ochiai	T02	A2
Ochiai-minami-nagasaki	E33	A1
Ogawamachi	S07	C2
Ogikubo	M01	A2
Oji	N16	C1
Oji-kamiya	N17	C1
Ojima	S15	D2
Omote-sando	G02 C04 Z02	B3
Onarimon	I06	B3
Oshiage (SKYTREE)	Z14 A20	D1
Otemachi	M18 T09 C11 Z08 I09	C2
R		
Roppongi	H04 E23	B3
Roppongi-itcho	N05	B3
Ryogoku	E12	D2
S		
Sakuradamon	Y17	B2
Sendagi	C15	C1
Sengakuji	A07	B3
Sengoku	I14	B1
Senkawa	Y07 F07	B1
Shibakoen	I05	B3
Shibuya	G01 Z01 F16	A3
Shimbashi	G08 A10	C3
Shimo	N18	B1
Shimura-sakaue	I21	B1
Shimura-sancho	I22	B1
Shin-egota	E34	A1
Shin-itabashi	I17	B1
Shinjuku	M08 S01 E27	A2
Shinjuku-gyoemmae	M10	B2
Shinjuku-nishiguchi	E01	A2
Shinjuku-sancho	M09 F13 S02	B2
Shin-kiba	Y24	D3
Shin-koenji	M03	A2
Shin-nakano	M05	A2

Shin-ochanomizu	C12	C2
Shin-okachimachi	E10	C1
Shino-otsuka	M24	B1
Shinozaki	S20	D1
Shin-takashimadaira	I26	B1
Shintomicho	Y20	C3
Shiodome	E19	C3
Shirokanedai	N02 I02	B3
Shirokane-takanawa	N03 I03	B3
Suehirocho	G14	C2
Sugamo	I15	B1
Suidobashi	I11	C2
Suitengumae	Z10	C2
Sumiyoshi	Z12 S13	D2
T		
Takadanobaba	T03	B2
Takanawadai	A06	B3
Takaracho	A12	C2
Takashimadaira	I25	B1
Takebashi	T08	C2
Tameike-sanno	G06 N06	B2
Tatsumi	Y23	D3
Tawaramachi	G18	C1
Tochomae	E28	A2
Todaimae	N12	C1
Togoshi	A04	A3
Tokyo	M17	C2
Toranomon	G07	B3
Toranomon Hills	H06	B3
Toshimaen	E36	A1
Toyocho	T14	D2
Toyosu	Y22	D3
Tsukiji	H11	C3
Tsukijishijo	E18	C3
Tsukishima	Y21 E16	C3
U		
Uchisaiwaicho	I07	B3
Ueno	G16 H18	C1
Ueno-hirokoji	G15	C1
Ueno-okachimachi	E09	D2
Urayasu	T18	C1
Ushigome-kagurazaka	E05	B2
Ushigome-yanagicho	E04	B2
W		
Wakamatsu-kawada	E03	B2
Wakoshi	Y01 F01	A1
Waseda	T04	B2
Y		
Yotsuya	M12 N08	B2
Yotsuya-sancho	M11	B2
Yoyogi	E26	A2
Yoyogi-koen	C02	A2
Yoyogi-uehara	G01	A2
Yurakucho	Y18	C2
Yushima	C13	C1
Z		
Zoshigaya	F10	B1

Valuable Information

Tokyo Subway Ticket

A discount ticket for visitors from abroad (Tokyo Subway Ticket) is also available. You can ride trains on the nine Tokyo Metro lines and four Toei Subway lines.

Price, Valid Period 発売金額・有効期限及び有効時間

	Price ()...for child	Valid Period
24-hour Ticket	¥800 (¥400)	Valid for 24 hours after first use within valid period shown on the back of the ticket
48-hour Ticket	¥1,200 (¥600)	Valid for 48 hours after first use within valid period shown on the back of the ticket
72-hour Ticket	¥1,500 (¥750)	Valid for 72 hours after first use within valid period shown on the back of the ticket



24-hour Ticket

48-hour Ticket

72-hour Ticket

Where to Purchase 発売箇所

If you have already arrived in Tokyo: You can purchase Tokyo Subway Tickets at the Tokyo Metro Pass Offices and Tokyo Metro Tourist Information Desks listed below:

Tokyo Metro Pass Offices (at Ueno, Nihombashi, Marunouchi Line Ikebukuro, Yurakucho Line Ikebukuro, Ginza, Shimbashi, Shinjuku, Ebisu, Iidabashi, Takadanobaba, Akasaka-mitsuke, Meiji-jingumae (Harajuku), Shin-ochanomizu, and Otemachi stations)

Tokyo Metro Tourist Information Desks (at Ueno, Ginza, Shinjuku, Omote-sando, Ikebukuro and Tokyo stations) They are also available for purchase at Tokyo area airports and certain hotels.

You will need to present your passport at the counter and fill out the required forms.

If you have not yet arrived in Tokyo: You can purchase Tokyo Subway Tickets through the Tokyo Subway Ticket website or participating travel agencies. They can then be picked up at subway ticket vending machines using a pre-issued QR code.

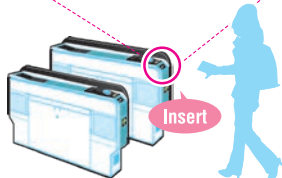
Check here for Tokyo Subway Ticket details

<https://www.tokyometro.jp/tst/en/>



How to Use the Ticket チケットの使い方

Please insert your ticket into the slot at the ticket gate. It doesn't matter whether you insert it facing up or down. Pass through the gate and your ticket will come out of the slot on the other side. **Be sure to take it with you.** When you get off the train and leave the subway station, repeat the same process. Please note that some ticket gates are only for use with transportation IC cards and Tokyo Subway Tickets cannot be used with them.



Valid Transit Lines 利用可能な交通機関

All Tokyo Metro lines and all Toei Subway Lines

CHIKA TOKU Extra Value

CHIKA TOKU is an extra-value service providing perks when you present an eligible ticket at museums, art galleries, and restaurants. The benefits vary and include discounts on admission to art galleries and museums, as well as free drinks at restaurants.



Eligible Tickets 対象のチケット



Certain other tickets are eligible as well. Check our website for details.

Where to Use It and What You Get 使える場所と特典内容

You can get perks at various places in Tokyo like art galleries, museums, and other tourist spots, as well as restaurants, shops, and more. To receive these benefits, please present an eligible ticket **when you enter the facility.** Tickets can only receive perks within the period of validity remaining after the start of use.

Check here for details on participating facilities and services!

<https://chikatoku.enjoytokyo.jp/en/>



Better Value! Even Better Value Shopping with a Tokyo Subway Ticket!

Present your passport together with the "Tokyo Subway Ticket" for foreign tourists visiting Japan at BicCamera and Yamada Denki stores to receive the following privileges.



Receive a special 7% discount in addition to an 10% duty-free benefit for a discount privilege of 17% in total. For details, check out the URL or QR code.



[BicCamera]
www.biccamera.co.jp/language/languageselect/index.html



[YAMADA DENKI Co.,LTD.]
www.yamada-taxfree.com



PASMO

パスモとは

PASMO is a convenient reloadable, prepaid transportation IC card that allows its users to ride Tokyo Metro subways and most trains and buses within Japan.



PASMO is a registered trademark of PASMO CO., Ltd. PASMO (®)

Where to Purchase and Recharge the Card

カードの購入・チャージ場所



Can be purchased at Tokyo Metro IC card-compatible ticket vending machines, Tokyo Metro station offices, and at Tokyo Metro Pass Offices.


To change the ticket vending machine screen to English, Chinese, Korean, French, Spanish, or Thai press the "Language" button on the top-right corner of the screen.




IC card-compatible ticket vending machines

How to Use the Card

カードの使い方



Just touch the IC card reader on the ticket gate with your PASMO card. One advantage of using PASMO is that it lets you easily pay fares without having to calculate costs each time you want to go somewhere.




You can also use the money you loaded on your PASMO card to purchase items at stores and vending machines marked with the PASMO/Suica logos.



PASMO is a registered trademark of PASMO Co., Ltd. Suica is a registered trademark of East Japan Railway Company.

Convenient!!



Valid Period

有効期限

There is no expiration date for the PASMO card
(It will be invalid if not used for more than 10 years from the date of last usage).

Valid Transit Lines

利用可能な交通機関

You can use PASMO to ride not only Tokyo Metro subways but also most trains and buses throughout Japan.

If the PASMO Card Is No Longer Needed PASMO が不要になった場合

Any remaining balance for stored fares (SF) and ¥500 deposit are returned to the user.

$$\text{Amount of money returned to the user} = \text{SF (remaining balance)} * 1 + \text{¥500 deposit} * 2$$

*1 The stored fare (SF) is the amount of money left on the PASMO card (remaining balance of money placed on the card).

*2 The ¥500 deposit is an amount paid separately at the time of purchase that cannot be used as stored fare for paying transportation fees or for shopping.

Fares

運賃について

The fares for the Tokyo Metro lines vary depending on the type of ticket you use.

Regular Tokyo Metro tickets are available in amounts of ¥170, ¥200, ¥250, ¥290, and ¥320, increasing with the distance of travel.

For prepaid transportation IC cards such as the PASMO card, a fee of ¥168, ¥199, ¥242, ¥283, or ¥314 is charged, increasing with the distance of travel.



One-day Open Tickets

一日乗車券

Tokyo Metro 24-hour Ticket

東京メトロ 24 時間券

Price 発売金額 **Adult: ¥600, Child: ¥300**

Where to Purchase 発売箇所

Advance ticket sales: Tokyo Metro Pass Offices
(except at Nakano, Nishi-funabashi, and Fukutoshin Line Shibuya stations)

Same-day ticket sales: Tokyo Metro ticket vending machines at any Tokyo Metro station

Valid Period 有効期限及び有効時間


24 hours from the first time the ticket is used

Advance ticket: Valid for 24 hours after first use within 6 months of purchase

Same-day ticket: Valid for 24 hours after first use on the day of purchase
(Ticket will become invalid if not used on the day of purchase)

Valid Transit Lines 利用可能な交通機関

All Tokyo Metro lines



Common One-day Ticket for Tokyo Metro & Toei Subway

東京メトロ・都営地下鉄共通一日乗車券

Price 発売金額 **Adult: ¥900, Child: ¥450**

Where to Purchase 発売箇所

Advance ticket sales:

- Tokyo Metro Pass Offices (except at Nakano, Nishi-funabashi, and Fukutoshin Line Shibuya stations)

- Toei subway station ticket counters (except at Oshage (SKYTREE), Meguro, Shirokanedai, Shirokane-takanawa, and Keio New Line Shinjuku stations)

Same-day ticket sales: Ticket vending machines at all Tokyo Metro and Toei Subway stations

Valid Period 有効期限

Advance tickets: Valid for one day within 6 months of purchase

Same-day tickets: Valid for the day of purchase

Valid Transit Lines 利用可能な交通機関

All Tokyo Metro lines and all Toei Subway lines



Tokyo Combination Ticket

東京フリーきっぷ

Price 発売金額 **Adult: ¥1,600 Child: ¥800**

Where to Purchase 発売箇所

• Ticket vending machines at Tokyo Metro stations

(except at Hibiya Line Kita-senju, Naka-meguro, Nakano, Yoyogi-uehara, Wakoshi, Hanzomon Line Shibuya, Fukutoshin Line Shibuya, and Meguro stations)

• Toei Subway stations (except at Oshage (SKYTREE), Shirokane-takanawa, Shirokanedai, Meguro, and Shinjuku stations)

• Ticket vending machines at Nippori-Toneri Liner stations

• Reserved Seat Ticket Vending Machines at major JR East stations within the Tokyo Metropolitan area, etc.

Valid Period 有効期限

Valid for one day specified by the customer within one month of purchase

Valid Transit Lines 利用可能な交通機関

All Tokyo Metro lines, Toei Subway lines, Tokyo Sakura Tram, Toei buses (except for reserved-seat buses, etc.), Nippori-Toneri Liner line, and JR East lines within the Tokyo Metropolitan area



Fare Categories According to Age

運賃の年齢区分

Adult: Age 12 and up

*However, the child fare may apply to any 12 year old who is still in elementary school in Japan.

Child: Age 6 to 11

*However, any 6-year-old preschooler who will enter elementary school in Japan may be considered a toddler. (The child fare is half of the adult fare. Figures are rounded up to the nearest 10-yen unit, or rounded down to the nearest 1-yen unit if an IC card is used.)

Toddler: Age 1 to 5

Up to two toddlers travel free provided they are accompanied by an adult or a child. However, a third toddler will be charged the child fare. Also, if a toddler is traveling alone or as part of a group, the child fare will be charged.

Infant: Free of charge if under age 1

Information for Your Trip

FREE Wi-Fi

Free Wi-Fi is available at 210 subway stations in Tokyo.



1 Select "SSID: Metro_Free_Wi-Fi" or "SSID: Toei_Subway_Free_Wi-Fi".

2 Launch your web browser.

3 Follow the instructions on the screen (you will be required to register your email address), and you will be connected to the internet. You will be able to use the internet for up to 3 hours each time you log in.



Please check the Tokyo Metro Global Site or the "Tokyo Subway Navigation for Tourists" app to find stations where the service is offered.



* iOS and App Store are trademarks or registered trademarks of Apple Inc. in the U.S. and/or other countries.
* Android and Google Play are trademarks or registered trademarks of Google Inc.

Information Desks and Service Managers

Information Desks (9:00-17:00) 旅客案内所

English assistance on how to take the subway, directions for areas near the station, and sightseeing information are always available at the Tokyo Metro Tourist Information Desks. Chinese-speaking staff are available at Tokyo Metro Tourist Information Desks at Ueno, Ginza, Shinjuku, Omote-sando, Ikebukuro and Tokyo stations. Tokyo Subway Tickets can be purchased at Tokyo Metro Tourist Information Desks at Ueno, Ginza, Shinjuku, Omote-sando, Ikebukuro and Tokyo stations.

● Stations with Information Desks

Ueno, Ginza, Shinjuku, Omote-sando, Ikebukuro, Tokyo, Shibuya* *10:00-19:00



Service Managers (10:00-17:00) サービスマネージャー

Service managers offer assistance on how to take the subway, directions for areas near the station, and sightseeing information. Foreign language interpretation and other services are provided using tablet devices.

● Stations with Service Managers

Ueno, Asakusa, Akihabara, Nihombashi, Oshiage (SKYTREE), Ikebukuro, Ginza, Shimbashi, Shinjuku, Shinjuku-sanchoime, Roppongi, Iidabashi, Kudanshita, Omote-sando, Meiji-jingumae (Harajuku), Tokyo



Other Inquiries お客様センター

Toll-free Telephone Inquiries:

Customer Relations Center ☎ 0120-104767 (Open from 9:00 - 17:00, 365 days/year)

Lost and Found Inquiries ☎ 0570-033-777 (9:00-17:00, 365 days/year)

Also available in English, Chinese, and Korean. Follow the voice guidance to select a language.

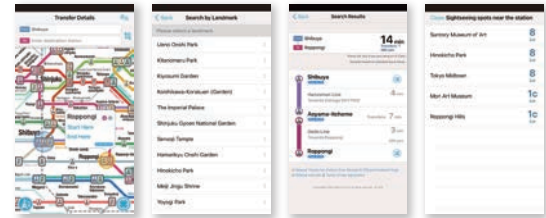
1. English, 2. Chinese, 3. Korean

Tokyo Subway Navigation for Tourists

Free Official App
Also available offline!




Simple, easy-to-understand screens with information on main routes, the time required, and fares for Tokyo's subways!



* iOS and App Store are trademarks or registered trademarks of Apple Inc. in the U.S. and/or other countries.
* Android and Google Play are trademarks or registered trademarks of Google Inc.

Navigation on YouTube

Our channel showcases things like Tokyo Metro's services and the beautiful scenery of Tokyo.



With explanations on how to buy tickets too!



Easy-to-understand videos explain how to buy Tokyo Subway Tickets! Don't miss the videos of Tokyo scenery shot with an 8K camera.

[Check Here](https://www.youtube.com/channel/UCH99CUHiFcjugMVMok8DMbg) <https://www.youtube.com/channel/UCH99CUHiFcjugMVMok8DMbg>



Navigation on Facebook

Our page showcases Tokyo Metro's services and spots we recommend that you can go to using the Tokyo Metro.



Attractive Spot



Tokyo Gourmet



The page provides information on recommended food and sightseeing spots, as well as trends and events in Tokyo. It offers lots of tips for a fun trip to Tokyo.

[Check Here](https://www.facebook.com/tokyotrip.tokymetro.eng/) <https://www.facebook.com/tokyotrip.tokymetro.eng/>

