



Japan National
Tourism Organization
日本政府観光局



To download PDF

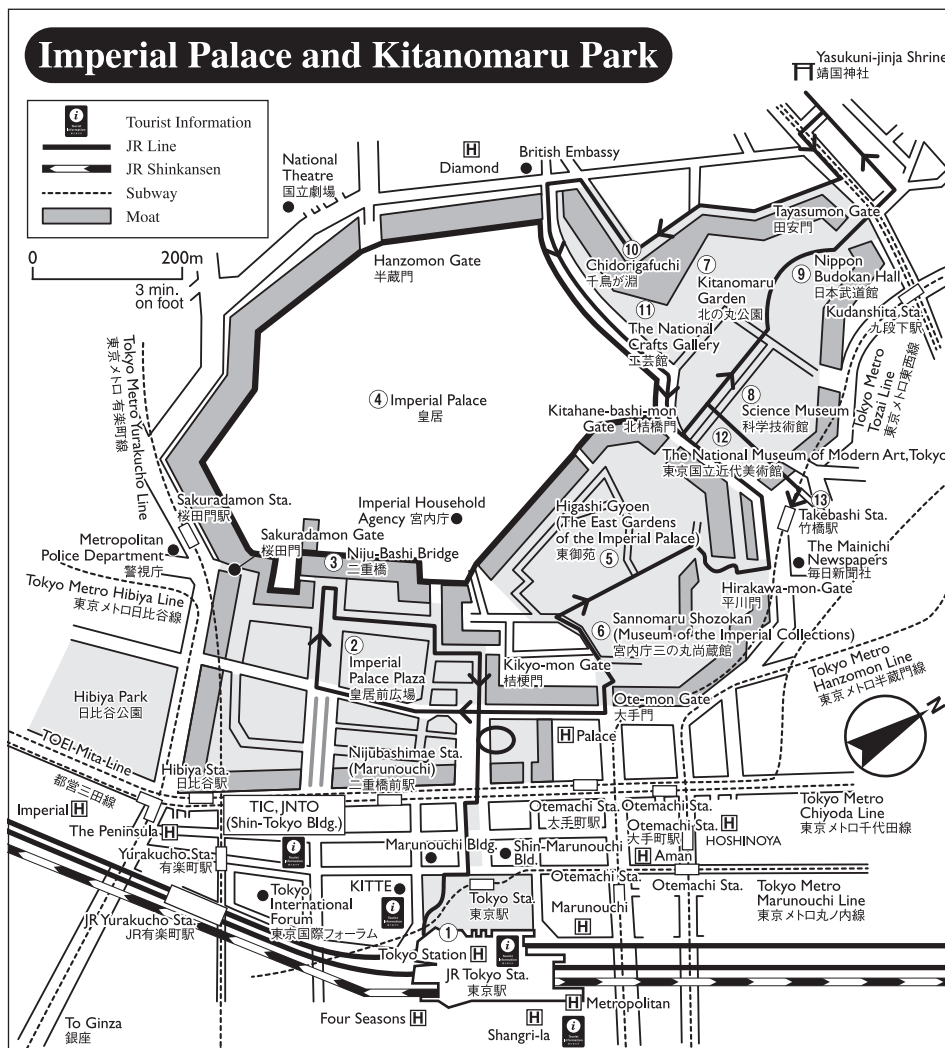
TOKYO WALKS



There are many ways to see Tokyo (東京) as it is a huge metropolis with a population of over 13 million where older traditions and newer fashions have been interacting harmoniously for four centuries. One of the most recommendable ways, however, is to venture forth into the streets on your own so

that you may feel first-hand the pulse of one of the world's most bustling cities. Given herein are several recommended walking tours of Tokyo. If you wish more detailed information on each of the places of interest, please feel free to contact JNTO's Tourist Information Center.

IMPERIAL PALACE & KITANOMARU PARK



Like many Tokyoites including marathon lovers, you can enjoy the Imperial Palace's abundant natural beauty, massive stone walls and quiet moats. You will be easily reminded of Japan's earlier feudal times. ① - ⑬ correspond to those on the map above.

- ① Tokyo Sta. (JR or Tokyo Metro Marunouchi Line) 15 min.
- ② Imperial Palace Plaza 10 min.
- ③ Nijubashi Bridge 20 min.
- ④ Ote-mon Gate 10 min.
- ⑤ Higashi Gyoen (The East Gardens of the Imperial Palace) 15 min.
- ⑥ Kitahane-bashi-mon Gate 5 min.
- ⑦ Kitanomaru Garden (⑧ Science Museum ⑨ Nippon Budokan Hall) 15 min.
- Tayasumon Gate 5 min.
- Yasukuni Jinja Shrine 5 min.
- ⑩ Chidorigafuchi 30 min. (along the moat 15 min., inside the park 15 min.)
- ⑪ The National Crafts Gallery 5 min.
- ⑫ The National Museum of Modern Art, Tokyo 5 min.
- ⑬ Takebashi Sta. (Tokyo Metro Tozai Line)

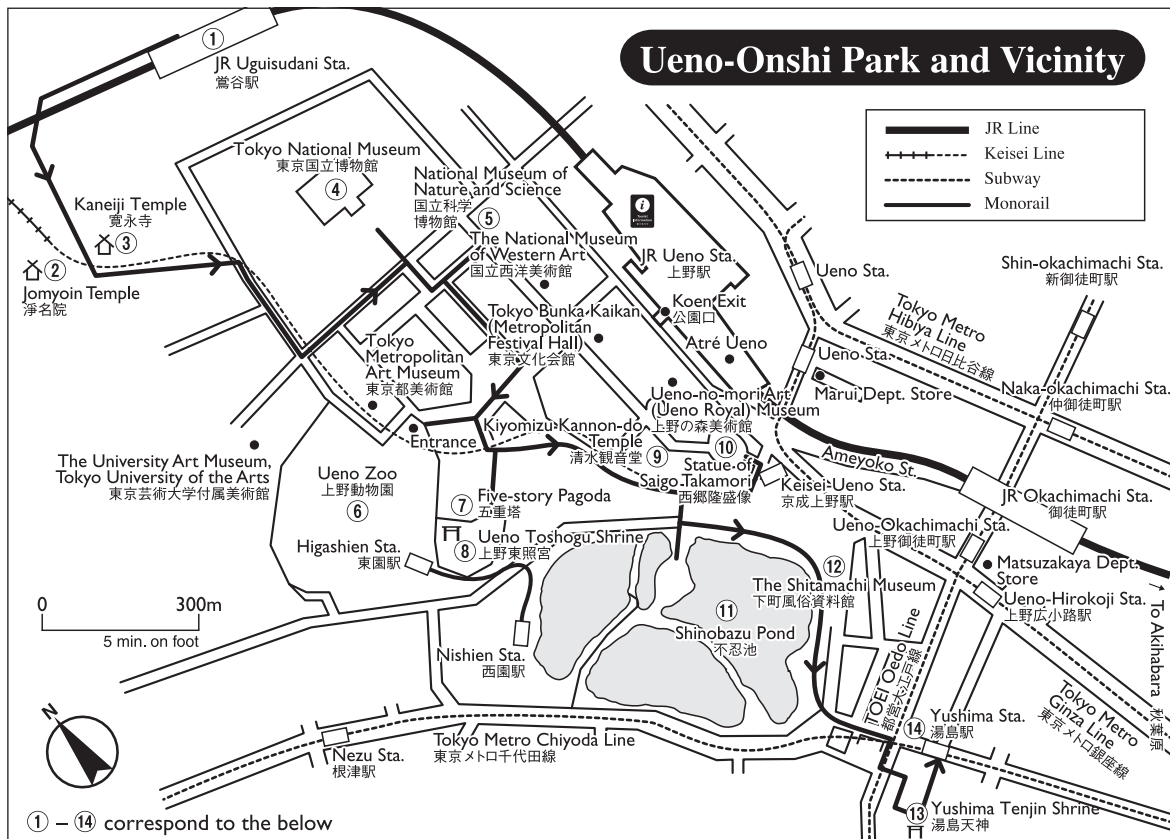
*See p. 10 for admission and opening times.

- ④—⑥ **The Imperial Palace (皇居)** with its grounds was once the site of the great donjon of Edo (the old name for Tokyo) castle and was the Tokugawa Shogunate family's residence. Emperor Meiji moved here from Kyoto after the Meiji restoration in 1868. **Higashi Gyoen (東御苑)**, or the East Garden of the Imperial Palace, a 210,000-sq.m. classical garden, features beautiful blossoms in each season, several historical monuments and a small Japanese-style beautiful garden. **Sannomaru Shozokan (三の丸尚蔵館)**, located in the garden, displays a portion of roughly 9,800 pieces of art works which are associated with the Imperial Family. [The Imperial Palace guided tour in English (free of charge)] 2 times (one time in late Jul. and Aug.) in a day except Sun., Mon., New Year holiday and the most of national holidays. The tour date and time are subject to change due to unavoidable circumstances. Please visit the following URL for the details, or visit Tourist Information Centers in the area for the updates before your visit. [Higashi Gyoen or the East Garden] Hours: 9:00–16:00 (Nov.–Feb.), –16:30 (Mar.–Apr. 14, Sep. & Oct.), –17:00 (Apr. 15–Aug.). Closed: Mon., Fri., Dec. 28–Jan. 3, Emperor's Birthday & the days of Imperial ceremony. <http://www.kunaicho.go.jp/e-event/>
- ⑦ **Kitanomaru Garden (北の丸公園)** is an extensive turfed garden with a path running through it from Kitahanebashi-mon Gate. On the east side of the path are Nippon Budokan Hall, Science Museum and The National Museum of Modern Art, and on the west is a cluster of trees growing around a pond.
- ⑧ **Science Museum (科学技術館)**, a five-story building, houses three-dimensional displays of exhibits covering all fields of

modern science ranging from space science to agriculture. Hours: 9:30–16:50 (enter by 16:00) Closed: Wed. (minor changes depending on the season), New Year Holiday. Admission: ¥880.

- ⑨ **Nippon Budokan Hall (日本武道館)**, built in the ancient Japanese architectural style for the Tokyo Olympics, has been used for various sports meets and other events. (open to the public only for events)
- ⑩ **Chidorigafuchi (千鳥ヶ淵)** is known for the beauty of its cherry blossoms in spring, and for its enjoyable boating in the pond. [Boat service] 11:00–17:30 (Mar.–Nov., minor changes depending on the season). Closed: Mon. & New Year Holiday. Price: ¥500 (¥800 during cherry blossom's season) for 30 min.
- ⑪ **Crafts Gallery, The National Museum of Modern Art, Tokyo (東京国立近代美術館・工芸館)** displays 20th century paintings, prints, sculptures and other art works. The red-brick building was originally the headquarters of the Imperial Guard, and now the building is designated as an Important Cultural Property. Hours: 10:00–17:00. Closed: Mon., New Year holiday & the days for change of exhibitions. Admission varies.
- ⑫ **The National Museum of Modern Art, Tokyo (東京国立近代美術館)** displays art works of the 20th century. Hours: 10:00–17:00, –20:00 (Fri. & Sat.). Closed: Mon., New Year Holiday & the days for change of exhibitions. Admission: <Regular exhibitions> ¥500 / discount to ¥300 after 17:00. <Special exhibitions> Varies. <http://www.momat.go.jp/english/>

UENO-ONSHI PARK & VICINITY



This is a stroll into history, culture and natural scenery.

- ① JR Uguisudani Sta. 10 min. ② Jomyoin Temple ③ Kaneiji Temple 5 min. ④ Tokyo National Museum 3 min.
- ⑤ National Museum of Nature and Science 5 min. ⑥ Ueno Zoo 2 min. ⑦ Five-story Pagoda ⑧ Ueno Toshogu Shrine 4 min. ⑨ Kiyomizu Kannon-do Temple 1 min. ⑩ Statue of Takamori Saigo 5 min. ⑪ Shinobazu Pond 2 min.
- ⑫ The Shitamachi Museum 15 min. ⑬ Yushima Tenjin Shrine 5 min. ⑭ Yushima Sta. (Tokyo Metro Chiyoda Line)

*See p. 10 for admission and opening times.

- ② **Jomyoin Temple** (浄名院) is an old temple noted for its 84,000 “Jizo” (Bodhisattva) stone images serenely standing in the quiet compound. Hours: 8:00–17:00
- ③ **Kaneiji Temple (main hall)** (寛永寺) used to be the most important Buddhist center in Edo (old Tokyo) during the Tokugawa reign. Besides the main hall which still exists, there were 36 subsidiary temples on the vast grounds which now form Ueno-Onshi Park. (Hours: 9:00–16:00/ The Kompon Chu-do [Central Hall]) ⑨ Kiyomizu Kannondo (Hours: 9:00–17:00) and ⑦ the Five-Story Pagoda are also reminders of its former grandeur.
- ④ **Tokyo National Museum** (東京国立博物館) is the oldest museum in Japan with over 110,000 objects associated with Japanese and Far Eastern ancient and medieval art. Hours: 9:30–17:00 (–18:00 or later on some designated days depending on season). Closed: Mon. & New Year Holiday. Admission: ¥620. <http://www.tnm.jp>
- ⑤ **National Museum of Nature and Science** (国立科学博物館) is devoted to both universal and Japanese scientific achievements and phenomena. Hours: 9:00–17:00, –20:00 (Fri. & Sat.). Closed: Mon. & Dec. 28–Jan. 1. Admission: ¥630. <http://www.kahaku.go.jp/english/>
- ⑥ **Ueno Zoo** (上野動物園) has the greatest collection of some 3,000 animals of 400 species from all over the world. It consists of two parts, Higashi-en (East Area) and Nishi-en (West Area), which are connected by a 300-m monorail line. Hours: 9:30–17:00 (enter by 16:00). Closed: Mon. & Dec. 29–Jan. 1. Admission: ¥600.
- ⑧ **Ueno Toshogu Shrine** (上野東照宮), built in the 17th century, dedicated to Tokugawa Ieyasu, the founder of the Tokugawa Shogunate. Its architectural style presents a delightful harmony of brilliant colors with symmetrical lines and angles. The stone-flagged approach to the front gate of the shrine is lined on either side with hundreds of tall bronze lanterns, which were the gifts of feudal lords. Hours: Oct.–Feb. 9:00–16:30, Mar.–Sep. 9:00–17:30. Admission: ¥600.
- ⑩ **Bronze Statue of Saigo Takamori** (西郷隆盛像), 3.7 m high, is the most beloved of Tokyoites. General Saigo (1828–1877), then a staff officer of the Imperialist forces, saved Edo from threatened devastation in the battle of 1868 which led to the fall of the Tokugawa regime.
- ⑪ **Shinobazu Pond** (不忍池), just below the hill on the zoo property, is a sanctuary for ducks and other waterfowl and is noted for its lotus flowers in August.
- ⑫ **Shitamachi Museum** (下町風俗資料館), here you can see what the people’s lives were like in “Shitamachi,” a commoners’ town, in the early 20th century. Hours: 9:30–16:30. Closed: Mon. & Dec. 29–Jan. 1. Admission: ¥300.
- ⑬ **Yushima Tenjin Shrine** (湯島天神) or Yushima Tenmangu, have been founded in the 14th century, is noted for the many plum trees dotting its grounds. Enshrined here is Michizane Sugawara, a great scholar of the 9th century. During the spring examination season, the shrine is thronged by students praying for their success in the entrance examinations. Hours: 6:00–20:00.

ASAKUSA AREA

This walking course enables you to catch a glimpse of the unique life-style of the common folk of Tokyo’s “downtown” area where the “old Edo” still exists and things are steeped in tradition. Asakusa (浅草) is a district lying on the bank of the Sumida river

to the east of Ueno, with Asakusa Kannon temple as its focal point. It formed one of the largest downtown amusement centers in the city with movie houses, theaters and other pleasure facilities, in addition to numerous restaurants.

- ① Asakusa Sta. (Tokyo Metro Ginza or TOEI Asakusa Line) 5 min. ② Kaminarimon Gate and the Nakamise-dori Arcade 3 min.
 ③ Denboin Temple 5 min. ④ Sensoji Temple (Asakusa Kannon Temple) 1 min. ⑤ Asakusa Shrine 10 min. ⑥ Hanayashiki
 10 min. ⑦ Asakusa-Fuji Sengen-jinja Shrine 20 min. ⑧ TOKYO Skytree® ⑨ TOKYO SKYTREE Sta. (Tobu Line)

① – ⑨ correspond to those on the map on page 4/10

④ **Sensoji Temple** (浅草寺), or more popularly known as Asakusa Kannon Temple, is named after the Kannon or Goddess of Mercy to whom the tall main hall is dedicated. This temple is said to have been founded in the 7th century by three fishermen, who discovered in their nets one day a tiny image of Kannon only 5 cm in height. The imposing main hall, **Sensoji Hondo** (浅草寺本堂 Hours: 6:00–17:00, 6:30–17:00 [Oct.–Mar.]), is approached by the 9-m-wide, 250-m-long **Nakamise-dori Arcade** (仲見世通り), a paved promenade, extending from ② **Kaminari-mon Gate** (雷門) with its huge red lantern and the wooden images of the Thunder and Wind Gods to **Hozomon Gate** (宝蔵門) or Treasure-house Gate. The promenade forms a colorful avenue of small shops and stalls selling everything from kimono and Japanese wigs to traditional candy. With their brightly colored decorations and uniform structure, these shops present a very picturesque sight, especially at night. To the right of the

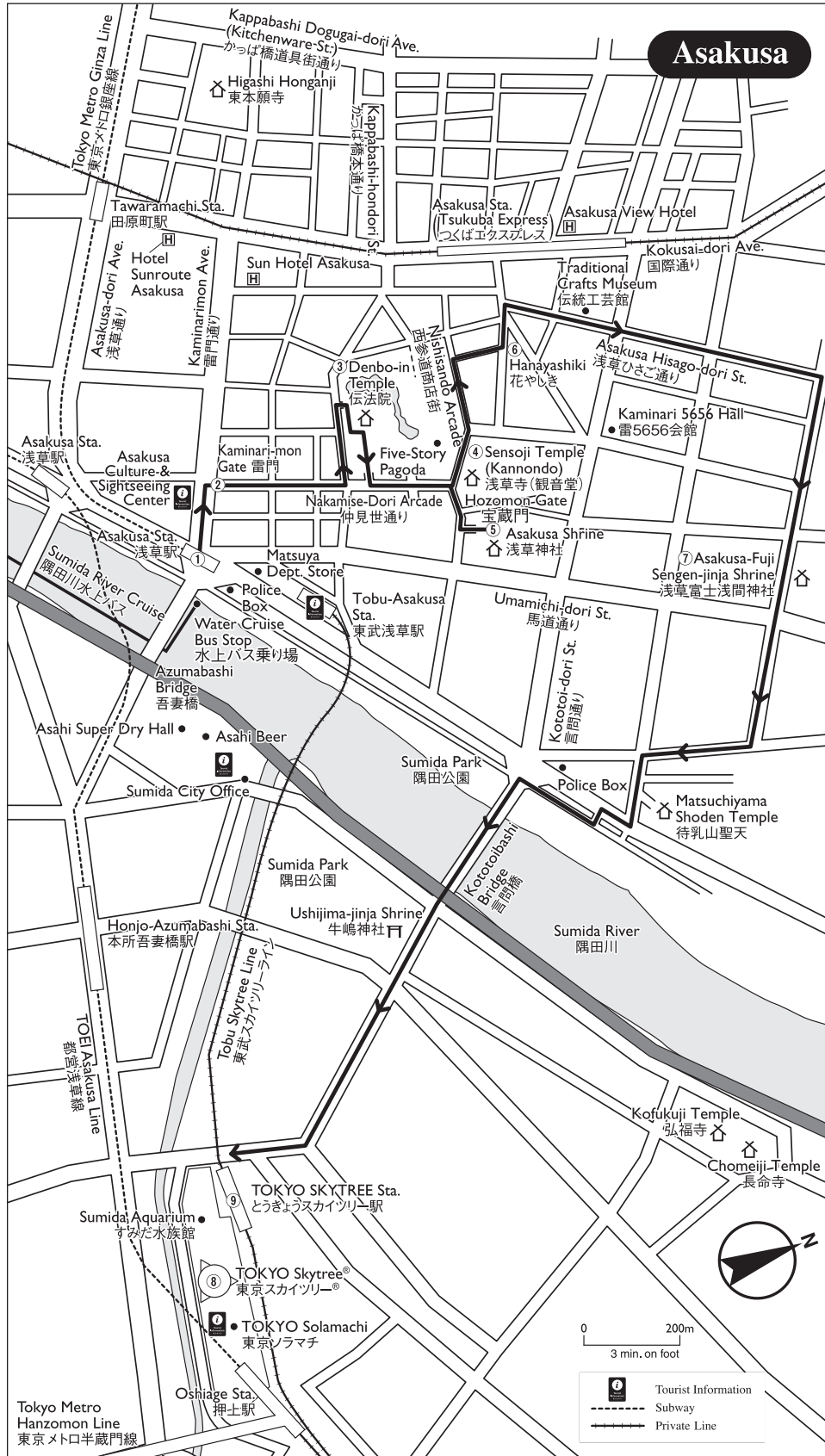
Kannondo stands Niten-mon Gate, an entrance to ⑤ **Asakusa Shrine** (浅草神社), or more popularly Sanja-sama (three shrines), built by order of the third Tokugawa Shogun in memory of the three fishermen. Sanja Matsuri festival of the shrine, annually held in May, is very popular.

- ③ **Denboin Temple** (伝法院), situated to the west of Nakamise-dori Arcade, contains Sensoji Temple’s chief abbot’s living quarters. Permission is required to enter.
- ⑥ **Hanayashiki** (花やしき) is a small, but the oldest amusement park in Tokyo for everyone. Hours: 10:00–18:00 (changes depending on the season and weather). Admission: ¥1,000.
- ⑦ **Asakusa-Fuji Sengen-jinja Shrine** (浅草富士浅間神社) is noted for the potted plant fair held in late May & late Jun.

*See p. 10 for admission and opening times.

⑧ **TOKYO Skytree®** (東京スカイツリー®) is the world's tallest free-standing broadcasting tower, a new famous Tokyo spot.

Hours: 8:00–22:00 Admission: ¥2,100–¥2,300 (Floor 350 Observation Deck) <http://www.tokyo-skytree.jp/en/>



① – ⑧ correspond to page 3/10

Other Places of Interest:

Sumida River Cruise (For Hama-rikyu Garden, Hinode Pier and Odaiba Seaside Park)
Time required: 40 min.

Ordinary one-way fare: ¥1,040 to Hama-rikyu Garden (Admission fee for the garden is included), ¥860 to Hinode Pier and ¥1,380 to Odaiba Seaside Park (Additional charge required for

specific ships).

Audio guide rental service available in English, Korean and Chinese.
<http://www.suijobus.co.jp/en/>

Kappabashi Dogugai-dori Ave. Street with lots of wholesale shops such as kitchenware, food samples made of wax and the like.

Tokyo's 3 Big Festivals

Kanda Matsuri Festival of Kandamyojin Shrine: Held on the weekend closest to May 15 (its regular festival day) in once every two years. Dozens of Mikoshi (portable shrine) parade in the neighboring area of the shrine. A gala tea ceremony is also offered.

Sanja Matsuri Festival of Asakusa Shrine: Held for 3 days (Fri., Sat. & Sun.) over the 3rd weekend in May. Nearly 100 Mikoshi parade through the streets of the Asakusa District. Many other traditional entertainments are also performed.

Sanno Festival of Hie-jinja Shrine: Held in mid-Jun. This festival features a procession of Mikoshi through the busy streets around the Akasaka District.

Antique & Flea Markets in Tokyo

At Gokokuji Temple

Hours: 2nd Sat. of each month, 7:00–15:00
 Access: 1 min. walk from Gokokuji Sta. on Tokyo Metro Yurakucho Line

Antique Market at Arai Yakushi (Baishoin) Temple

Hours: 1st Sun. of each month (except Jan. is second Sun.) 6:00–15:30
 Access: 5 min. walk from Araiyakushi-mae Sta. on Seibu-Shinjuku Line or 15 min. walk from JR Nakano Sta.

At Hanazono-jinja Shrine

Hours: Every Sun., from dawn to dusk
 Access: 3 min. walk from Shinjuku-sanchome Sta. on Tokyo Metro Marunouchi, Fukutoshin, or TOEI Shinjuku Line

At Tomioka Hachimangu Shrine

Hours: Antique market / Irregularly, from dawn to dusk
 Flea market / 15th & 28th day of each month, 8:00–18:00
 Access: 3 min. walk from Monzen-Nakacho Sta. on Subway Tozai Line or TOEI Oedo Line

Oedo Antiques Fair at Tokyo International Forum

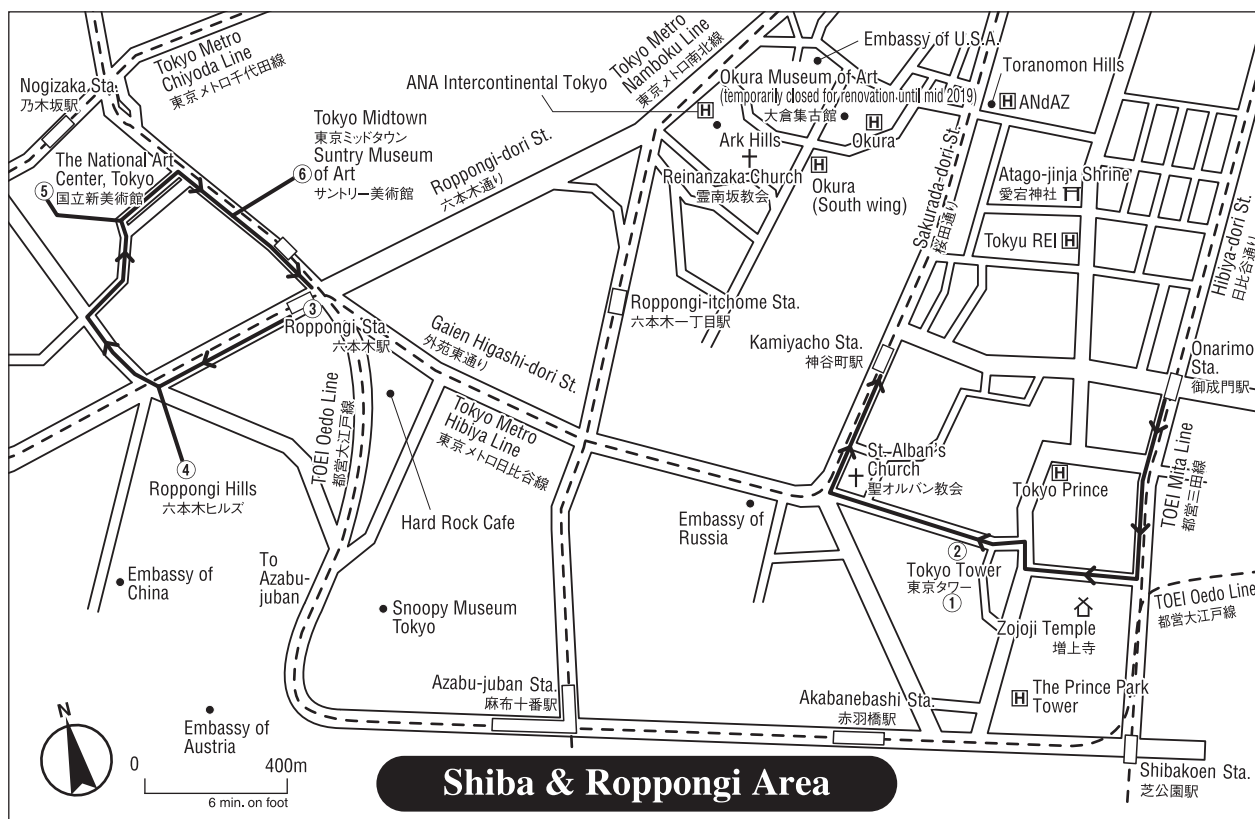
Hours: Usually every 1st & 3rd Sun. of each month, 9:00–16:00
 Access: Tokyo International Forum, 1 min. walk from Yurakucho Sta. on JR Yamanote Line or Tokyo Metro Yurakucho Line
 URL: Please check the website for dates (<http://antique-market.jp/english>)

Oedo Antiques Fair at a row of Keyaki trees in Yoyogi Park.

Hours: Please check the homepage for the dates. (<http://antique-market.jp/english>)
 Access: Yoyogi Park, 5 min. walk from Harajuku Sta. on JR Yamanote Line or Yoyogi Koen Sta. on Tokyo Metro Chiyoda Line

※ Dates and hours are subject to change without notice.

SHIBA & ROPPONGI AREA



Shiba & Roppongi Area

① – ⑥ correspond to page 6/10

From Shibuya's Koen-dori Street to Meiji Jingu Shrine:

Shibuya and Harajuku combine to form one of Tokyo's most fashionable districts, teeming with boutiques and restaurants, and favored by young people around the world.

JR Shibuya Sta. 12 min. ① NHK Broadcasting Center 10 min. ② Yoyogi Gymnasium 15 min. ③ Yoyogi Park 30 min.
 ④ Meiji-jingu Shrine 35 min. ⑤ Takeshita-dori St. 5 min. ⑥ Omotesando 10 min. ⑦ Nezu Museum 10 min.
 ⑧ Ota Memorial Museum of Art 5 min. JR Harajuku Sta.

- ① **NHK Broadcasting Center** (NHK放送センター) is complete with modern programming production facilities, including a computer center, a news center and a satellite transmission control center. **Studio Park** in the Center is open to the public. Hours: 10:00–18:00. Closed: Tue. and some additional closures Admission: ¥200 (except children under 18 and seniors 65 or older is free of charge.)
- ② **Yoyogi National Gymnasium** (国立代々木競技場), adjacent to the park, was one of the three major staging arenas for the Olympic Games. Here are two huge ultra-modern structures, the National Indoor Stadium that can accommodate 15,000 spectators for swimming and diving events, and its Annex housing a basketball court with a seating capacity of 4,000. Currently closed for refurbishment toward the 2020 Olympic & Paralympic games in Tokyo.
- ③ **Yoyogi Park** (代々木公園), the former site of Tokyo Olympic Paralympic Village in 1964, is a quiet thickly-wooded park with a wild bird sanctuary, a children's playground and a cycling course.
- ④ **Meiji Jingu Shrine** (明治神宮), standing in an extensive thickly-wooded parkland, is dedicated to Emperor Meiji and his consort. The sanctuary is a particularly fine example of Shinto architecture. Hours: From dawn to sunset. The Treasure exhibition behind the shrine contains objects associated with the Emperor. Part of the visible storage in Meiji Jingu Museum, which is scheduled to be completed in autumn 2019 (Currently under construction). <http://www.meijijingu.or.jp/english>
- ⑤ **Takeshita-dori St.** (竹下通り), energetic street lined with many boutiques, coffee shops and restaurants. New cutting-edge fashions originate here and always attract a great many teenagers, who can be seen walking along this street eating ice cream or crepes in the typical "Harajuku" style.
- ⑥ **Omotesando** (表参道) is a major avenue that runs for almost one km between JR Harajuku Sta. and Subway Omotesando Sta. This broad, tree-lined thoroughfare is lined with stores displaying the newest fashion trends, including many luxury brands. Other popular destinations include Kiddy Land toy shop, the Oriental Bazaar souvenir shop and the Omotesando Hills complex, which includes a shopping mall and residences. A great way to enjoy the avenue is to stroll its maze of narrow back streets, home to one-of-a-kind shops, beauty salons and upscale cafes that lure throngs of fashion-conscious people.
- ⑦ **Nezu Museum** (根津美術館), designed by Kuma Kengo, has an excellent collection of Japanese & Oriental arts. 10 min. walk from Subway Omotesando Sta. Hours: 10:00–17:00. Closed: Mon. (Tue. when Mon. is a national holiday), New Year holiday. Admission: ¥1,100 (¥1,300 for special exhibition). www.nezu-muse.or.jp/en/
- ⑧ **Ota Memorial Museum of Art** (太田記念美術館) exhibits the collection by Ota Seizo of woodblock prints. Hours: 10:30–17:30. Closed: Mon. (on the next work day when Mon. is a national holiday), New Year Holiday & the days for change of exhibitions. Admission: ¥700 (¥1,000 for special exhibition). <http://www.ukiyoe-ota-muse.jp/eng>

The following passes offer you much convenient and affordable trip in the central Tokyo.

Suica / PASMO (IC travel card with e-money functions)※

This IC card can be used to ride almost all modes of public transportation in the Tokyo metropolitan area, including JR, private railways, subways and buses. It also stores electronic money and can be used for payment at stores accepting Suica / PASMO. You can buy and recharge the value of cards at many transit facilities, including railway and subway stations.

Suica: <http://www.jreast.co.jp/e/pass/suica.html>, PASMO: <http://www.pasmo.co.jp/en/>

※Refund: The deposit (¥500) included in the purchase price of each prepaid IC Card will be refunded when the card is returned. A handling fee (SUICA: ¥220 / PASMO: no charge) will be charged for refunding the unused balance. Please contact the operator for further details.

Tokyo Subway Ticket

This ticket offers unlimited travel for one to three consecutive days on entire Tokyo Metro and Toei subway lines. Price: ¥800 / 24-hour, ¥1,200 / 48-hour, ¥1,500 / 72-hour. *This ticket can be bought at limited counters (passport with "tourist" stamp is required). Please visit http://www.tokyometro.jp/lang_en/ticket/value/travel/ for further information.

Tokyo Metro 24 hour Ticket (東京メトロ一日乗車券)

The pass is valid for unlimited travel for 24 hours on entire Tokyo Metro subway lines. Price: ¥600.

TOEI One-day Economy Pass (Toei-Marugoto-Kippu 都営まるごときっぷ)

This pass is valid for one day of unlimited travel on the TOEI transportation such as streetcar, bus, subway and the Nippori-Toneri Liner. Price: ¥700.

JR Tokyo 1-day ticket (Tokunai Pass 都区内パス)

This pass is valid for unlimited travel for one day on all JR commuter lines running within Tokyo 23 wards. Price: ¥760.

Combination One-Day Pass for JR, Tokyo Metro and TOEI Transportation (Tokyo Free Kippu 東京フリーきっぷ)

This Pass is valid for unlimited travel for one day on all of Tokyo's JR commuter trains within 23 wards, all subways, TOEI streetcar and TOEI buses. Price: ¥1,600.

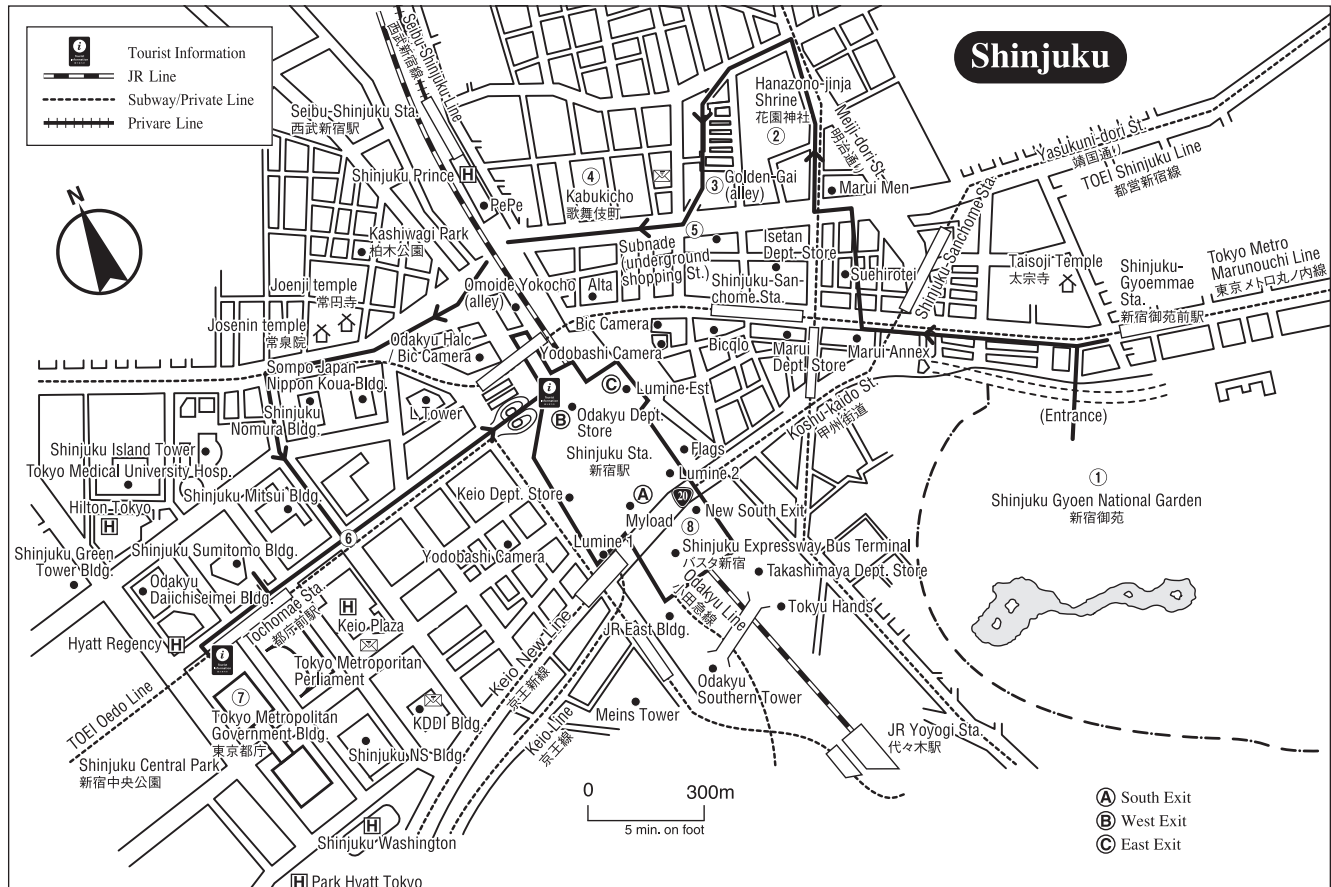
*See p. 10 for admission and opening times.

SHINJUKU AREA

Shinjuku (新宿) is a fast developing shopping and amusement quarter from early 20th century, and is the largest number of commuter train junction in Japan. There are three parts of Shinjuku; South, East and West. Bustling South & East Shinjuku is

a heaven for shopping, people-watching, movie-going, eating and drinking. West Shinjuku, on the other hand, is exceptional for strolling along wide boulevards and Tokyo-viewing from the tops of the soaring skyscrapers.

Shinjuku-Gyoenmae Sta. (Subway Marunouchi Line) ① Shinjuku Gyoen National Garden ② Hanazono-jinja Shrine
 10 min. ③ Shinjuku Golden-Gai (alley) ④ Kabukicho ⑤ Subnade ⑥, ⑦ Shinjuku's Skyscraper
 40 min. ⑧ Shinjuku Sta. New South Entrance



① – ⑨ correspond to those below

① **Shinjuku Gyoen National Garden** (新宿御苑), formerly the property of the Imperial Family, is now one of Tokyo's largest and most popular parks for strolling or admiring the flowering shrubs and foliage. Highlights of the year are the cherry blossoms in April and the colored leaves in red and yellow in Autumn.

Hours: 9:00–16:30 (Oct. 1–Mar. 14), –17:30 (Mar. 15–Jun, Aug. 21–Sep.), –18:30 (Jul.–Aug. 20.). Closed: Mon. (on the following weekday when Mon. is a national holiday) & Dec. 29–Jan. 3. Admission: ¥500.

<http://www.env.go.jp/garden/shinjukugyoen/english/>

② **Hanazono-jinja Shrine** (花園神社), revered by Tokugawa, is noted for its grand “Tori-no-Ichi” Fair held on the “Cock Day” (in lunar calendar) of November at which gorgeous lucky bamboo rakes decorated with trinkets are sold.

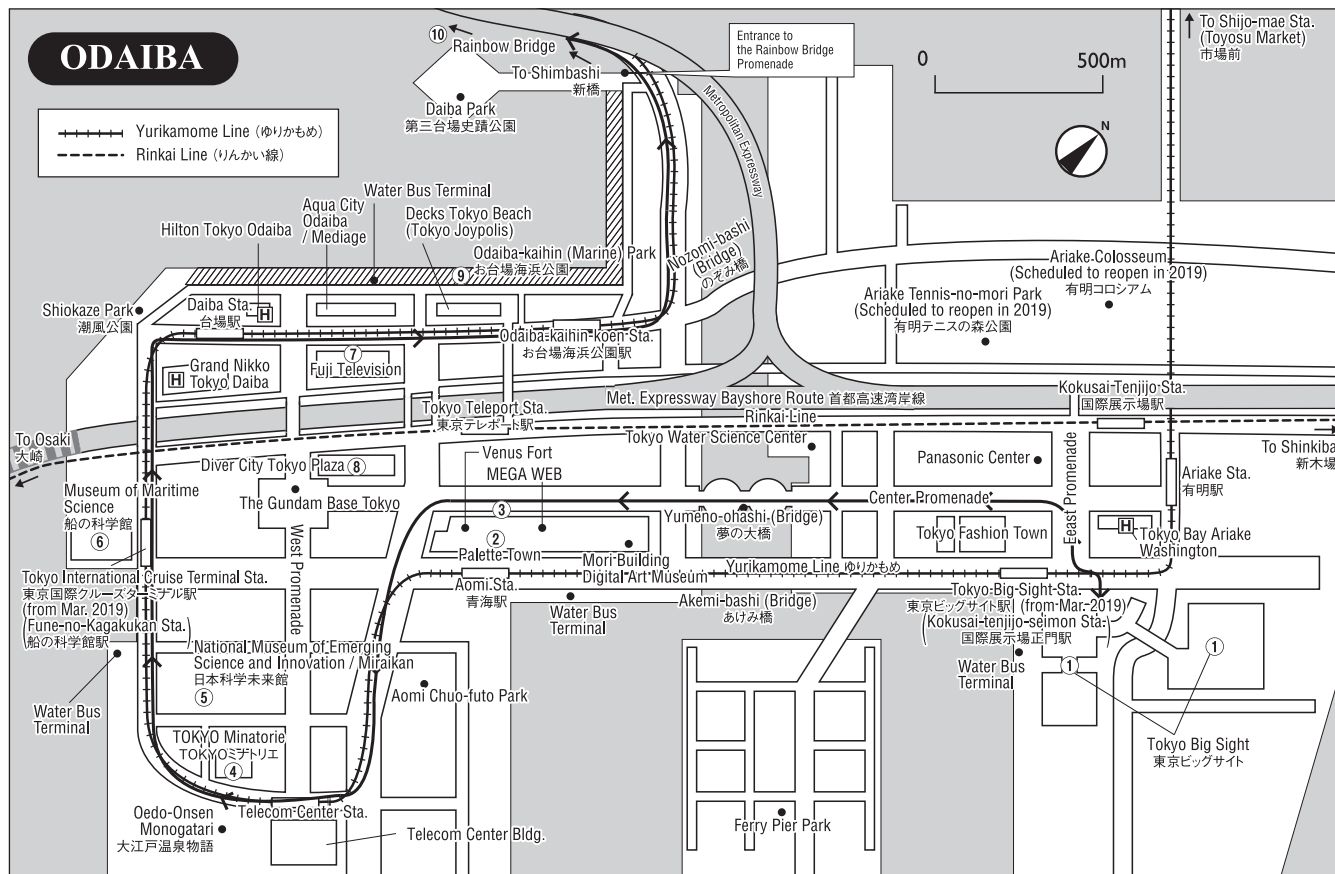
③ **Shinjuku Golden-Gai (alley)** (新宿ゴールデン街), is famous architectural interest and for its night life. Many bars are packed in narrow alleys, and some of old ones are reminiscent of the atmosphere in the 1950s.

④ **Kabukicho** (歌舞伎町), is an amusement district for the young and adventurous, packed with many eateries, bars,

game centers and movie theaters.

ODAIBA

- Kokusai-tenjijo-seimon Sta. 3 min. ① Tokyo Big Sight 15 min. ② Palette Town ③ Mega Web 10 min.
 ("Tokyo Bigsite Sta." from Mar. 2019)
 ④ Tokyo Port Museum 5 min. ⑤ National Museum of Emerging Science and Innovation 5 min. ⑥ Museum of Maritime Science
 15 min. ⑦ Fuji Television 3 min. ⑧ Diver City Tokyo Plaza 5 min. ⑨ Odaiba-kaihin Park 20 min. ⑩ Rainbow Bridge



① – ⑩ correspond to those below and on page 10/10

- ① **Tokyo Big Sight** (東京ビッグサイト) is an exhibition hall with unique impressive design. A variety of events take place, from business exhibitions to rock concerts. There are also restaurants and an observatory.
- ② **Palette Town** (パレットタウン) is a complex of leisure facilities. Venus Fort offers about 170 of shops and restaurants in a classical Italian atmosphere.
- ③ **MEGA WEB** (メガウェブ) is an automotive theme park ranging from vintage cars to racing cars located in the Palette Town complex. It was created by prominent Japanese automaker TOYOTA. Attractions include the TOYOTA City Showcase, where many models of TOYOTA vehicles can be seen. You can select a car and test-drive it in 1.3 km driving course. Reservation and an Int'l driver's license are required. Hours: 11:00–20:00 (depending on attractions). Charges: ¥300 for test-drive <http://megaweb.gr.jp/about/english.html>
- ④ **Tokyo minatorie** (TOKYOミナトリエ), located on the 20th floor of Aomi Frontier Bldg. exhibits panels, scale models, reflections showing the connection between Tokyo Port and Rinkai-fukutoshin. Hours: 10:00–18:00 (Tue.–Thu., Sun), 10:00–21:00 (Fri., Sat. & the day before national holiday.). Closed: Mon. & Dec.28–Jan. 4. Admission: Free
- ⑤ **National Museum of Emerging Science and Innovation** (日本科学未来館), nicknamed "Miraikan". Visitors can experience

the latest developments in science and technology by hands-on exhibits, participating in various events, and meeting scientists and technicians. Hours: 10:00–17:00 Closed: Tue. (open on national holidays) & Dec. 28–Jan. 1. Admission: ¥630 (Adults), ¥210 (up to 18 years old). <http://www.miraikan.jst.go.jp/en/>

- ⑥ **Museum of Maritime Science** (船の科学館) is a museum that highlights the culture of ships and the sea. Main building is temporarily closed, however, some displays are able to see at "EXHIBITION ANNEX".
- ⑦ **Fuji Television** (フジテレビ), dominating the Odaiba skyline, features its unique architecture designed by Kenzo TANGE. Visitors can enjoy panoramic views of Tokyo from the observatory and get a behind the scenes at the making of TV programs on the fifth floor Fuji TV Gallery. Hours: 10:00–18:00. Closed: Mon. (following day when Mon. is a national holiday) Admission: ¥700 (Observation deck). https://www.fujitv.co.jp/en/visit_fujitv.html
- ⑧ **Diver City Tokyo Plaza** (ダイバーシティ東京) offers shopping, entertainment and the largest food court in the area. The Plaza is distinguished by the real scale Gundam statue guarding the entrance. It forms part of the first permanent Gundam entertainment facility in the world. Hours: 10:00–21:00 (Food Court –22:00, Restaurants 11:00–23:00). <https://mitsui-shopping-park.com/divercity-tokyo/en/>

Gundam Base Tokyo (ガンダムベース東京) Hours: 10:00–21:00 Closed: Irregularly.

- ⑨ **Odaiba-kaihin (Marine) Park** (お台場海浜公園) is especially popular in Odaiba area. It is very pleasant to take a walk with fine views of Rainbow Bridge. The beach provides a nice bathing place in Summer but swimming is prohibited except planned event periods.
- ⑩ **Rainbow Bridge** is recognized as the entrance toward Tokyo Bay area. It can be crossed using the Yurikamome Line, by cars or on foot. The best view point is from Odaiba-kaihin (Marine) Park.

Oedo-Onsen Monogatari (大江戸温泉物語), opened as the first hot spring theme park, has inside and open-air baths and a foot bath in a Japanese garden. Hours: 11:00–9:00 of next morning (enter by 7:00). Entrance Fee: Adult ¥2,768– (After 18:00: ¥2,218–), Child (4–11 years old) ¥1,078. If you stay after 2:00 am, additional ¥2,200 is charged.

[Good to know] Admission and opening times at tourist attractions:

- Last entry to the most of attractions is 30 min. before the closing time.
- In general, if their weekly closing day (most are on Mon.) falls on a national holiday, they are open on the day and are closed on the following day after the holiday(s).
- Most are closed throughout / a part of New Year holiday period (especially Dec. 29–Jan. 3).
- Please visit the official website of each venue / your nearest tourist information center for the updates.

JNTO TIC (Tourist Information Center)

TIC of Japan National Tourism Organization is your helping hand while in Japan. Its main services are providing travel information and free literature on Japan such as tourist spots, transportation, and suggesting tour itineraries, etc.

1F, Shin-Tokyo Bldg., 3-3-1 Marunouchi, Chiyoda-ku, Tokyo
100-0005 Tel. 03-3201-3331 (in Japan)
Open daily from 9:00 to 18:00 (Closed on Jan. 1)
<https://www.japan.travel/en/plan/tic/>



Goodwill Guide Groups offer tourists from overseas local tours guided in English or other languages. The guides are registered with JNTO and display the badge shown. As they are volunteers, there is no charge for their service. You are only expected to pay for their transportation, admission to tourist facilities if you visit any and their meals if you eat with them.

JNTO Website
<https://www.japan.travel/en/plan/list-of-volunteer-guides/>

Japan Official Travel App

Download on the App Store

GET IT ON Google Play

TOURIST INFORMATION in the area

JR East Travel Service Center (Tokyo Station):
1-9-1 Marunouchi, Chiyoda-ku, Tokyo
Hours: 7:30–20:30

To find other Tourist Information Centers, visit <https://tic.jnto.go.jp/>



JNTO Website: <https://www.jnto.go.jp>

All information, including transportation schedules, fares, prices and accommodation charges which is contained in this leaflet is based on data as of October 2019, and is subject to change without notice. While every effort is made to ensure the accuracy of all information, regrettably errors do occasionally occur. Therefore, you should check with organizations concerned for updated and accurate information on your chosen destination. JNTO shall not be liable for any loss or damage of whatever nature that may arise as a result, directly or indirectly, from the use of any of the information or material contained in this leaflet.

© 2019 Japan National Tourism Organization. All rights reserved. Reproduction in whole or in part without written permission is prohibited.

Printed in Japan